

A Simple Relation between Percentage Ionic Character and Electronegativity Difference of Halides of Group 1 Elements.

Pranita

Asstt. Professor

P.G. Deptt. of Chemistry, VinobaBhave University, Hazaribag- 825301

Abstract: The percentage ionic character has been studied by several workers in the past. In this paper we have made an attempt to search a simple relation of percentage ionic character (PIC) and electronegativity difference of group 1 halides. The equation obtained is of the form $PIC = m(x_A - x_B) + c$. The values of m (Slope), c (Intercept) and r (correlation coefficient) have been found out. The trend of m and c has also been investigated.

Keywords: Percentage ionic character, Halides, Electronegativity difference, Intercept, Simple relation.

I. Introduction

The percentage ionic character of Chemical bonds had been attracted by several researchers. The pioneers in this field were J.C. Phillips¹, C.H. Townes & B.P. Dailey². E.S. Rittner³, P. Kislink⁴, Pauling⁵, P.N. Schatz⁶, M.J. Huggins⁷, Hannay & Smith⁸. The methods of estimation of ionic character by the above researchers are difficult and time taking in computation. It has been observed that none of the methods give values which are in close agreement. In the present paper, it has been attempted to find a simple relation for estimation of percentage Ionic character of halides of Group 1 elements.

II. Computation of Data

In the first phase, Pauling's relation has been used i.e. $PIC = 100[1 - e^{-\frac{1}{4}(x_A - x_B)^2}] \dots (1)$ for computing PIC of Chemical bonds with different elements, where, $x_A - x_B$ = Electronegativity difference. The percentage ionic character of halides of Group 1 elements have been estimated using the above equation and these values have been tabulated in table 1 to 4.

III. Simple Relation:

In the second phase, with the calculated values of percentage ionic character and electronegativity difference of the considered chemical bonds, we plotted graphs of PIC vs $(x_A - x_B)$. It is found that the graphs are surprisingly straight lines, which gave a clue for setting up a linear and simple relationship between PIC and $(x_A - x_B)$ of group I Elements. Since the plots of PIC vs $(x_A - x_B)$ are linear hence the relation between them may be set down as -

$$PIC = m(x_A - x_B) + c \quad \dots (2)$$

where,

m = Slope

$x_A - x_B$ = electronegativity difference

and c = intercept

The values of slopes, intercepts and correlation coefficient (r) have been found out by simple programming. The values of m , c and r have been mentioned in table 1 to 4 and collectively in table 5. It is clear from equation (2) that even if $x_A - x_B = 0$, the value of percentage ionic character of chemical bonds have some value which is equal to the value of intercept. We termed this value as Residual percentage ionic character of the chemical bond. It may be expected due to the structural features of the molecules.

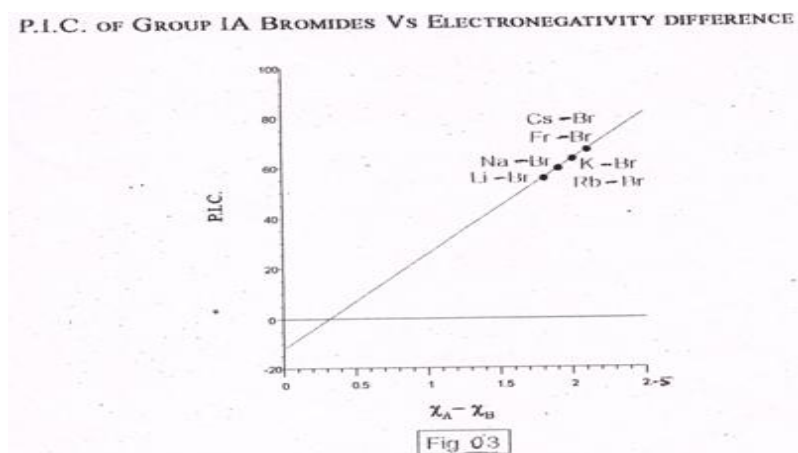
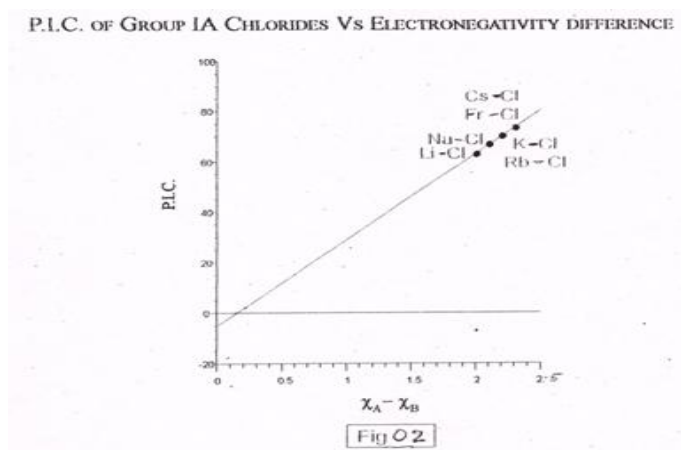
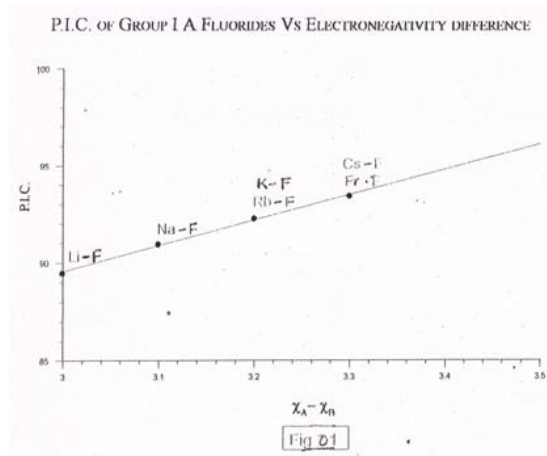
IV. Calculations of Percentage Ionic Character

Table 1: P.I.C. Of Group I Fluorides

Bond	$x_A - x_B$	P.I.C. (Pauling)	P.I.C. = $m(x_A - x_B) + c$	Value of $m, c, \& r$
Li-F	3	89.46	89.5630	$m = 13.09805$ $c = 50.26888$ $r = 0.9984$
Na-F	3.1	90.95	90.8728	
K-F	3.2	92.96	92.1826	
Rb-F	3.2	92.96	92.1826	
Cs-F	3.3	93.43	93.4924	
Fr-F	3.3	93.43	93.4924	

Table 2: P.I.C. Of Group I Chlorides

Bond	$\chi_A - \chi_B$	P.I.C. (Pauling)	P.I.C.= $m(\chi_A - \chi_B)$	Value of m, c, & r
Li-F	3	63	63.2010	$m = 34.22195$ $c = -5.24293$ $r = 0.9992$
Na-F	2.1	66.79	66.6232	
K-Cl	2.2	70.18	70.0454	
Rb-Cl	2.2	70.18	70.0454	
Cs-Cl	2.3	73.35	73.4676	
Fr-Cl	2.3	73.35	73.4676	



P.I.C. OF GROUP IA IODIDES VS ELECTRONEGATIVITY DIFFERENCE

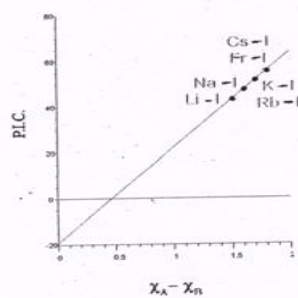


Fig. 4

Table 3:P.I.C. Of Group I Bromides

Bound	$\chi_A - \chi_B$	P.I.C. (Pauling)	P.I.C.= $m(\chi_A - \chi_B) + c$	Value of m, c, & r
Li-Br	1.8	55.51	55.6203	m = 37.48049 c = -11.84863 r = 0.9998
Na-Br	1.9	59.44	59.3683	
K-Br	2	63.21	63.1164	
Rb-Br	2	63.21	63.1164	
Cs-Br	2.1	66.79	63.8644	
Fr-Br	2.1	66.79	66.8644	

Table 4:P.I.C. Of Group I Iodides

Bound	$\chi_A - \chi_B$	P.I.C. (Pauling)	$\chi_c = m(\chi_A - \chi_B) + c$	Value of m, c, & r
Li-I	1.5	43.02	43.0766	m = 41.57317 c = -19.328317 r = 0.9999
Na-I	1.6	47.27	47.2339	
K-I	1.7	51.44	51.3912	
Rb-I	1.7	51.44	51.3912	
Cs-I	1.8	55.51	55.5485	
Fr-I	1.8	55.51	55.5485	

Table 5:P.I.C. Of Group I Halides

PIC OF Group1 FLUORIDES	m=13.09805	c =50.26888	r=0.9984
PIC OF Group1 CHLORIDES	m=34.22195	c =-5.24293	r=0.9992
PIC OF Group1 BROMIDES	m=37.48049	c =-11.84463	r=0.9998
PIC OF Group1 IODIDES	m=41.57317	c =-19.28317	r=0.9999

V. Results & Discussion

We have computed the value of PIC of bonds with the help of equation (2) and found that the values are in close agreement with the value calculated from Pauling relation. One of the special feature of our equation is that it is simple one, less time taking in calculation and it uses only two constants **m** & **c** for estimation of percentage ionic character.

It is also clear from table 5 that the values of slope (**m**) varies from 13 to 41 for Group 1 halides. It is pertinent to note that the 'c' values have been found to be negative quantity in almost all cases except in case of fluorides of Group I. The negative value of 'c' may indicate the residual covalency percentage of the chemical bond considered. The positive value of 'c' in case of fluorides may indicate the Residual PIC of the bond considered.

From the table 5, it is worthwhile to note that there is an increasing trend of '**m**' in case of halides of Group I elements. No trend has been observed in case of 'c' values. It is also observed from the tables that bonds between atoms with electronegativity difference 1.7 have 50 percent ionic character. Thus larger electronegativity difference in a bond result more ionic character. The bond between fluorine and any of the above considered elements are largely ionic in character. The sequence of *ionicity* in all groups are-

Fluoride > Chloride > Bromide > Iodide

It is also remarkable that bonds between fluorine and elements of Group I are maximum ionic in Character, for example Cs-F and Fr-F are 93 percentage ionic in Character. At the end, we can safely say that our proposed equation is superior to other equations with regard to its simplicity.

References

- [1]. Phillip J.C. Review of Moderns Physics, 42 No. 3,317 (1970)

A Simple Relation Between Percentage Ionic Character and Electrone- Gativity Difference of Halides

- [2]. Townes, C.H. & Dailey, B.P.J. Chem., Phys., 17, 782 (1949)
- [3]. Rittner, E.S.J. Chem., Phys., 19, 1030 (1951)
- [4]. Kislink, P.J. Chem., Phys., 22, 86 (1954)
- [5]. Pauling The nature of chemical bond (CUP, Ithaca, New York, 3rd edn PP70, (1963))
- [6]. Schatz, P.N.J. Chem., Phys., 32, 695 & 773 (1954)
- [7]. Huggins, M.J.J. Am. Chem., Soc., 75, 4123 (1955)
- [8]. Hanney, N.B. and Smith, C.P., J. Am. Chem., Soc., 68, 171 (1946)