

## **Building And Development Of Library Website: A Case Study On Techno India University Library**

**Mrs. RubiAcherjya Manna**

*Librarian*

*Techno India University, W.B.*

*Kolkata – 700091*

**Dr. ShyamalGhosh**

*Librarian*

*Academy Of Technology, Adisaptagram*

*Hooghly – 712121*

---

### **Abstract**

*This paper is meant to serve as a starting point for library professionals, information workers, students, and librarians who are considering the digital presence of their libraries. The samples and background are taken from Techno India University; this work is sufficiently general to be applicable to libraries of all dimensions, audiences, means, capacities, and financial constraints. It is intended to spark discussion about issues like accessibility and user experience within the library community and, ideally, act as a catalyst for improvement. It will improve the quality of education, satisfy user needs, and boost the use of library resources. For this reason, building a strong library website now will pay off in the long run. It is simpler for users to access services and documents in a single window on a well-designed library website. Through the website, inquiries and services can be sent around-the-clock.*

**Key words:** *Library Website, Web Based Library Service, Online Information Services*

---

Date of Submission: 23-03-2024

Date of Acceptance: 03-04-2024

---

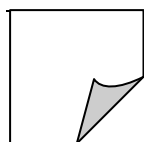
### **I. Introduction:**

The contemporary institution looks very different from the academic institutions of the past. It would take a lot of work to establish a modern educational facility, including developing the perfect website. The institution will accomplish its goal with the development's incorporation of a library website. It will enhance the academic process, fulfill user requests, and increase library material utilization. The advantages of creating a solid library website now will therefore last for a very long time. A well-designed library website makes it easier for users to access services and materials in one window. Services and questions can be sent through the website 24/7. A well-organized, instructional library website offers quick and simple library services. We could use the website to immediately reach a large number of audiences. Libraries cannot afford to ignore or put off utilizing WebPages to stay up with the fast developing volume of knowledge. Therefore, in order to improve its online presence and promote its services, every library needs to create and design its own Web pages.

### **Objective:**

The following are the main goals of this paper:

- Developing and building the website for the Techno India University, W.B. library;
- Offering library services and resources on one platform.
- To regularly update and maintain the information provided and the functionality of the links.
- To facilitate users' downloads and information searches on the website.
- To provide the most recent information as well as any newly created services, which the library will sporadically introduce.
- To link the university's main website to the library's WebPages.
- To act as a template for a website that a library will soon launch.



## **Limitations**

The present study is limited to Techno India University, W.B.'s library services, which include books and print and e-journals, e-books on engineering, management, law, pharmacy, nursing, architecture and related fields. Knowledge of HTML and its code we used. We create only one CSS file. In this website we cannot show the site logs. So it is not tell us what page is the most popular and version of web browser used by the user.

## **II. Methodology:**

Since the first website launched in 1991, the field of website design and development has experienced rapid growth. Here we cover for the designing of the WebPages are the following methodology for this study purposes.

### **Step1: Information gathering**

We collect data before we can begin to build a website. This will cover the target audience, primary goals, and institutional purpose. This website was essentially created with our purpose in mind. As it is for self-promotion and offering end users library services whenever and wherever they are.

### **Step2: Planning**

We plan our website as soon as we have acquired the necessary data. We'll make a site map using the data from the first step. A list of all the topics and subtopics on our website is called a site map. We will be able to see the website and how a user navigates between pages with the aid of the site map. This is an important step in creating a user-friendly, visually appealing website.

### **Step3: Design**

Following the planning of the website's structure, we start its design. All visual content, including images and videos, will fall under this category.

### **Step4: Content**

One of the most crucial components of a website is the content that we have on it. Our content will let users know what we're about and motivate them to visit our website. However, we must first determine our objectives and purpose before writing web content. For users to return, our content must be both engaging and pertinent.

### **Step5: Functionality**

We are actually begun building our website at this point. This is also the point at which the functionality and appearance of the website will be created by combining all of the previous steps. We aim to make our website simple to use and navigate. Typically, the creation of all the sub-pages comes after the homepage. Additionally, we must guarantee that the website is viewable in any device.

### **Step6: Testing**

Even after it has been successfully developed, the website is not yet ready for launch. It must first be put to the test. Testing of website can be time-consuming, it essential to ensure that it functions correctly. Here we will verify that the website appears on a computer, test all of the buttons and links, and proofread all of the spelling.

### **Step7: Launch**

Now for the exciting part, actually launching the website. We've tested it several times and thoroughly examined it on our desktop as well as LAN environment.

### **Step8: Monitoring and updates**

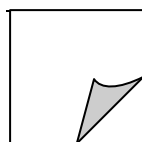
After our website is successfully launched, it is still important to periodically check it. Errors may be occurring, so it's critical to maintain the website to ensure that it stays in good condition. Our goal is to promptly resolve any issues and maintain the most recent version of our website.

### **Step 9: Tracking & Evaluation**

We will have much more control over the appearance of our web pages and will find it easier to improve their appearance. Because HTML is the platform independent language and it can be written on any kind of computer. It viewed on any kind of operating system, including Windows, Macintosh, Linux, and UNIX.

The following are known to be the fundamental codes which we apply for design a webpage:

<html>



```
<head>
<title>Library</title>
<metaname="description"content="TechnoIndiaUniversity,W.B.">
<metaname="creator"content="RubiAcherjyaManna">
<metaname="keywords"content="E-Journals,E-Books,Webopac,">
<metaname="language"content="English">
</head>
<body> ..... </body>
</html>
```

In our case studies we are using the following tags:

For the structure use of text:

- Headings - <H1>heading</H1>
- Paragraph - <p> paragraph </p>
- Line Breaking - <hr>
- Bold Letter - <b>bold</b>
- Italics Letter - <i>italics</i>

For list using statement:

- Unordered list - <ul>.....</ul>
- Ordered list - <ol>.....</ol>

For linking of images:

- Linking of the Image - <imgsrc = "url of graphic">

For table structure:

- Creation of the table - <table>.....</table>
- Table row creation - <tr>.....</tr>
- Input data in the table - <td>.....</td>

Using off forms :

- Starting of the form - <formmethod="postaction="directory"> and ending of form - </form>
- Input of the text - <inputtype="text name="var-name" value="submit data">
- Form Submits - <inputtype="submit" value="submitdata">

Use for linking tags:

- Href - <a href="url">.....</a>
- Name - <a name="label">.....</a>

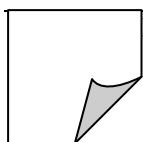
Every time when design the webpage for our library, try to make better and sound able and functional pages.

### **Architecture and design of TIU (Techno India University) Website:**

This case study is including the planning and execution of programming in the following manner.

**HOME:** In this Home page user can find

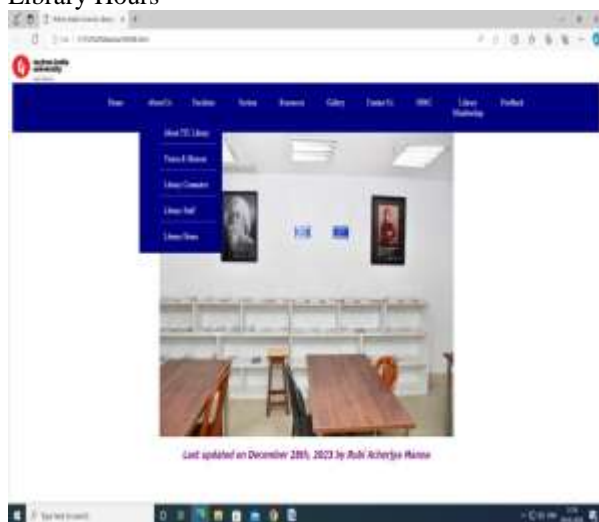
- About us
- Facilities
- Section
- Resources
- Gallery
- Contact us
- Opac
- Library membership
- Feedback





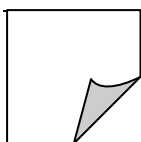
**ABOUT US:** About us is consist of five subfields. They are:

- About TIU Library
- Vision & Mission
- Library Committee
- Library Staff
- Library Hours



**FACILITIES:** In this field user can find

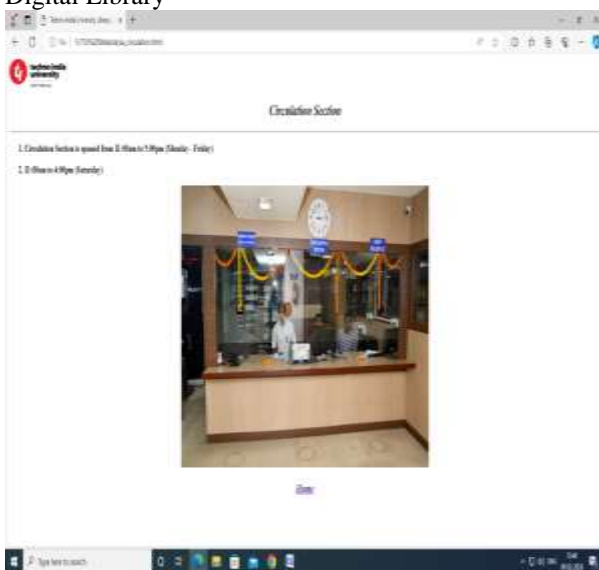
- Reading Hall
- Book Bank
- Reference Book
- Magazines
- Journals
- E-books
- E-Journals
- National Digital Library
- Library Consortium
- NPTEL
- Question Bank





**SECTION:**

- Circulation
- Reference Section
- Digital Library



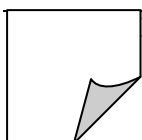
**RESOURCES:**

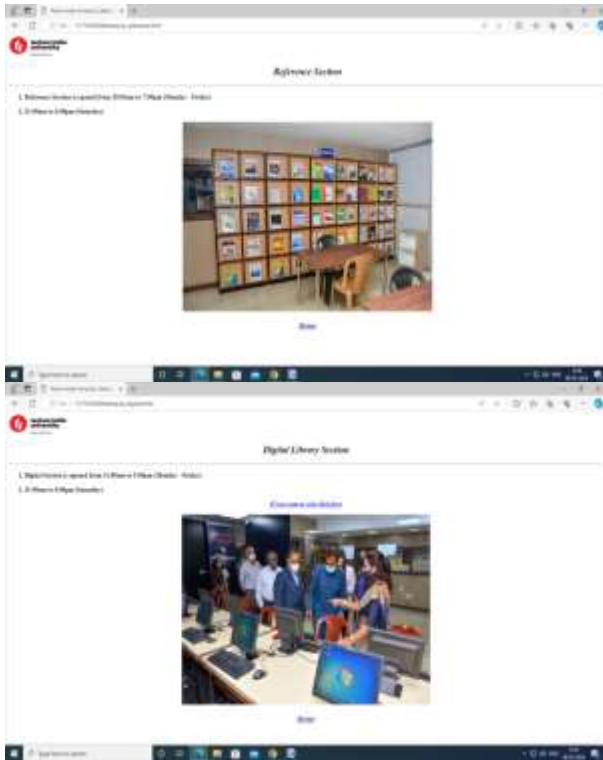
- Offline Resources
- Online Resources
- Institutional Repository



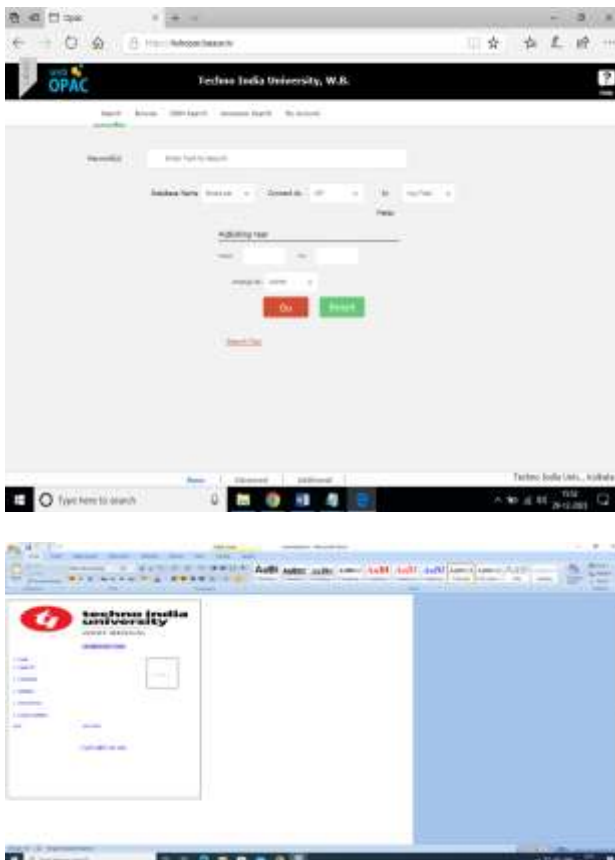
**LIBRARY MEMBERSHIP:**

User can easily download the membership form and submit



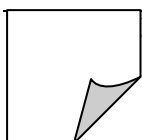


**OPAC:**



**FEEDBACK:**

User can submit feedback 24\*7





### **III. Conclusion**

The website provides access to the physical library so users can browse without wasting time or having to deal with awkward, unfriendly, or rude library staff. However, users frequently lament that it is either extremely difficult or impossible for them to find the necessary information. Thus, difficulties arise for librarians. The authority over the library must also determine who possesses the necessary skills and assemble a group that will be in charge of efficiently showcasing the library to the world through its website.

### **Bibliography**

- [1] Lynch, Patrick J. And Horton, Sarah. Web Style Guide: Basic Design Principles For Creating Websites. – Hyderabad: Universities Press, 1999. P.1-10.
- [2] Powell, Thomas. Html AndXhtml: The Complete Reference. -4th Ed. – New Delhi: Tmh, P.27-36.
- [3] Kumaran, M. And Subangi, M.C. Design And Development Of Library Website: A Case Study. International Journal Of Research In Science, 2017. Vol. 4(2), P.50-57.
- [4] Kumar, RanjanAndKhanchandani, Vanita. Design And Development Of Website With Cms: A Case Study Of Library Website Of Indian Institute Of Technology Jammu. Library Waves, 2019. Vol. 5(2), P.51-60.
- [5] Pant, A. Usability Evaluation Of An Academic Library Website Experience With The Central Science Library, University Of Delhi. The Electronic Library, 2015.Vol. 33(5), P.896-915.

