

## **Ischemic Pre-Diabetic: Therapeutic Possibilities Of Vascular Surgery**

**Pamella Naves De Oliveira**  
*Alfredo Nasser University Center*  
*Medical Student*

**Thaís Maria De Sena Araújo Nogueira**  
*Alfredo Nasser University Center*  
*Medical Student*

**Jaquelline Gabrielle Sousa And Silva Borges**  
*Alfredo Nasser University Center*  
*Medical Student*

**Maria Do Carmo Holanda Nunes**  
*Alfredo Nasser University Center*  
*Medical Student*

**Gustavo França Reges**  
*Alfredo Nasser University Center*  
*Medical Student*

**Paula Nayara Jesus Freitas**  
*Alfredo Nasser University Center*  
*Medical Student*

**Anny Karollynny Batista De Oliveira Neves**  
*Alfredo Nasser University Center*  
*Medical Student*

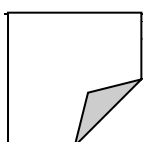
**Mariel Carvalho De Oliveira Gomes**  
*Alfredo Nasser University Center*  
*Medical Student*

**Ana Clara Vilela Leal**  
*Alfredo Nasser University Center*  
*Medical Student*

**Danila Alves De Oliveira**  
*Alfredo Nasser University Center*  
*Medical Student*

**Webert Rezende De Alcântara Junior**  
*Alfredo Nasser University Center Medical Student*

**Nadiny Natália Silva Das Neves**  
*Alfredo Nasser University Center*  
*Medical Student*



**Summary:**

The intersection between pre-diabetes and peripheral ischemia has aroused increasing interest in the medical community, given the complexity and severity of the associated conditions. Patients with prediabetes often present with vascular dysfunction, predisposing them to the development of ischemic complications, such as peripheral arterial disease (PAD). Vascular surgery emerges as a promising therapeutic alternative to face the clinical challenges presented by this population. Exploring the efficacy and feasibility of this approach becomes imperative to optimize the management of these patients and prevent adverse consequences. Objective: This study aims to carry out a systematic review of the literature to investigate the therapeutic possibilities offered by vascular surgery in the treatment of pre-diabetic patients with peripheral ischemia. We seek to understand the effectiveness, safety, and clinical impact of these interventions in order to guide clinical practices and future research. Methodology: The methodology adopted in this systematic review was based on the PRISMA (Preferred Reporting Items for Systematic Reviews and Meta-Analyses) guidelines. We used the PubMed, Scielo and Web of Science databases to identify articles published in the last 10 years. The descriptors used included "pre-diabetes", "peripheral ischemia", "vascular surgery", "therapeutic possibilities" and "treatment".

Three inclusion criteria were: original studies in humans, evaluating the effectiveness of vascular surgical procedures in pre-diabetic patients with peripheral ischemia, published in the last 10 years. Three exclusion criteria were: animal studies, systematic reviews and meta-analyses. Results: Analysis of the selected articles revealed that vascular surgery proved to be an effective and safe therapeutic option for pre-diabetic patients with peripheral ischemia. Procedures such as angioplasty, endarterectomy, and bypass revascularization have been associated with significant improvements in blood flow, pain relief, and prevention of serious complications such as amputation. Conclusion: The results of this systematic review highlight the importance of vascular surgery in the management of pre-diabetic patients with peripheral ischemia. These interventions offer substantial clinical benefits, improving quality of life and reducing the risk of morbidity and mortality. However, more research is needed to fully elucidate the underlying mechanisms and optimize therapeutic strategies for this population.

**Keywords:** "pre-diabetes", "peripheral ischemia", "vascular surgery", "therapeutic possibilities"

Date of Submission: 02-04-2024

Date of Acceptance: 12-04-2024

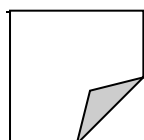
**I. Introduction:**

The intersection between prediabetes and peripheral ischemia constitutes a critical point in understanding and treating contemporary vascular conditions. Prediabetes, a metabolic condition characterized by blood glucose levels that are elevated but not yet high enough for the diagnosis of type 2 diabetes, has been recognized as a significant risk factor for a number of complications, including vascular disorders. This association between pre-diabetes and peripheral ischemia raises substantial concerns due to the deleterious effects they have on peripheral blood circulation, resulting in increased risks of morbidity and mortality.

Peripheral ischemia, characterized by decreased blood flow to the limbs, is a common and potentially debilitating complication that frequently affects patients with prediabetes. Insulin resistance, a prominent feature of prediabetes, is closely related to vascular dysfunction, promoting the development and progression of atherosclerosis, a major cause of peripheral ischemia. Chronic inflammation associated with prediabetes also plays a significant role in the pathogenesis of atherosclerosis, contributing to the formation of atheroma plaques and narrowing of blood vessels. These vascular changes compromise the circulatory system's ability to supply adequate oxygen and nutrients to peripheral tissues, predisposing patients to the development of ischemic symptoms, such as pain at rest, intermittent claudication and lower limb ulcers.

Given this scenario, vascular surgery emerges as a promising therapeutic alternative to face the clinical challenges presented by pre-diabetic patients with peripheral ischemia. This therapeutic approach encompasses a variety of procedures, including angioplasty, endarterectomy, and revascularization, that aim to restore adequate blood flow to the affected limbs. By offering targeted interventions to improve peripheral blood circulation, vascular surgery not only alleviates ischemic symptoms but also reduces the risk of serious complications such as refractory ulcers and gangrene, thereby promoting a better quality of life for patients.

Peripheral ischemia in prediabetic patients represents a significant clinical challenge, requiring effective therapeutic approaches to mitigate serious complications and improve quality of life. In this context, the benefits of vascular surgery stand out not only in reducing the risk of complications, but also in improving blood circulation in the affected limbs. Procedures such as angioplasty, endarterectomy and revascularization have been associated with positive results, relieving ischemic pain at rest and promoting ulcer healing. These interventions not only help prevent amputations but also restore limb functionality, allowing patients to resume their daily activities. However, it is crucial to recognize that effective management of peripheral ischemia in prediabetic patients requires a multidisciplinary approach. In addition to surgical interventions, adequate glycemic control, lifestyle modification and regular medical monitoring are essential to optimize long-term results and prevent



recurrences. An integrated approach, which considers both clinical and behavioral aspects, is essential to provide comprehensive and holistic care for this patient population.

Goal:

The objective of this systematic literature review is to investigate the therapeutic possibilities offered by vascular surgery in the treatment of pre-diabetic patients with peripheral ischemia. We seek to understand the effectiveness, safety, and clinical impact of these interventions in order to guide clinical practices and future research.

## **II. Methodology:**

The methodology used in this systematic review followed the guidelines established by the PRISMA (Preferred Reporting Items for Systematic Reviews and Meta-Analyses) checklist. To identify relevant studies, searches were carried out in the PubMed, Scielo and Web of Science databases. The descriptors used in the search included "pre-diabetes", "peripheral ischemia", "vascular surgery", "therapeutic possibilities" and "treatment".

Inclusion criteria were established to select relevant studies that met the following requirements: original studies involving humans as the target population; evaluation of the effectiveness of vascular surgical procedures in the treatment of pre-diabetic patients with peripheral ischemia; publication in the last 10 years; availability of full text of the article; and studies written in English, Portuguese or Spanish.

On the other hand, exclusion criteria were applied to remove studies that did not meet the requirements established for the review. Studies were excluded if: they only involved animals as research subjects; consisted of systematic reviews or meta-analyses; only present available abstracts; were published more than 10 years ago; and were not available in the mentioned languages.

The selection of studies was carried out independently by two reviewers, who evaluated the titles and abstracts according to the pre-defined inclusion and exclusion criteria. In case of disagreement, a third reviewer was consulted to resolve differences and reach a consensus. After the initial selection, the full texts of the articles were reviewed to confirm the eligibility of the studies included in the systematic review.

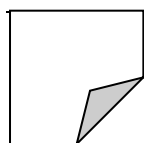
This rigorous methodological approach allowed the identification and selection of 15 relevant studies that contributed to the analysis and synthesis of results related to the therapeutic possibilities of vascular surgery in the context of pre-diabetic patients with peripheral ischemia.

## **III. Results:**

The intersection between prediabetes and peripheral ischemia constitutes a vital field of research in contemporary medicine. Epidemiological studies have consistently shown a strong association between these two conditions, highlighting the significant prevalence of peripheral ischemia in patients with prediabetes. This association can be largely attributed to the adverse effects that pre-diabetes has on the vascular system, increasing the risk of developing and progressing atherosclerosis, one of the main causes of peripheral ischemia. Insulin resistance, a prominent feature of prediabetes, plays a crucial role in this process, promoting the accumulation of atheroma plaques in arteries and the progressive narrowing of blood vessels. Furthermore, chronic inflammation associated with prediabetes contributes to endothelial dysfunction, further compromising peripheral blood circulation and increasing susceptibility to ischemia.

Insulin resistance plays a fundamental role in the pathophysiology of peripheral ischemia in prediabetic patients. This metabolic phenomenon, characterized by the inability of cells to respond adequately to insulin, is intrinsically related to vascular dysfunction and the progression of atherosclerosis. In pre-diabetic patients, insulin resistance contributes to an imbalance in lipid and glucose metabolism, promoting the accumulation of low-density lipoproteins (LDL) and the development of atheroma plaques in the arteries. Furthermore, insulin resistance is associated with a chronic inflammatory response, characterized by increased release of pro-inflammatory cytokines, which in turn contribute to the activation of thrombotic processes and the progressive narrowing of blood vessels. These pathophysiological mechanisms contribute to an increased risk of cardiovascular events and ischemic complications in pre-diabetic patients, highlighting the importance of therapeutic strategies aimed at improving insulin sensitivity and adequate metabolic control.

The presence of chronic inflammation plays a significant role in the pathogenesis of peripheral ischemia in prediabetic patients. Inflammation is a complex biological response of the immune system to harmful stimuli, and its persistence over time has been associated with a series of vascular disorders, including atherosclerosis, the main cause of peripheral ischemia. In prediabetic patients, chronic inflammation is exacerbated by a number of factors, including insulin resistance, dyslipidemia, and hyperglycemia, all of which contribute to the activation and migration of inflammatory cells into blood vessel walls. These cells, together with pro-inflammatory cytokines, promote the formation of atherosclerotic plaques and their instability, increasing the risk of acute cardiovascular events. Furthermore, chronic inflammation can compromise the integrity of the vascular



endothelium, interfering with the regulation of vascular tone and vasomotor response, thus contributing to the progressive obstruction of blood vessels and worsening peripheral ischemia.

Vascular surgery emerges as an effective therapeutic alternative to treat peripheral ischemia in pre-diabetic patients. Different surgical procedures, such as angioplasty, endarterectomy and revascularization, aim to restore adequate blood flow to the affected limbs, relieving ischemic symptoms and preventing serious complications such as lower limb ulcers and gangrene. Angioplasty, for example, is a minimally invasive procedure that involves the insertion of a balloon to open narrowed arteries, followed or not by the placement of a stent to keep the vessel open. Endarterectomy consists of the surgical removal of atherosclerotic plaque from the arteries, while revascularization involves the creation of a new route for blood flow, passing through the obstructed areas. These procedures have been associated with significant improvements in peripheral blood circulation, pain relief, and prevention of serious complications, thus providing a better quality of life for prediabetic patients with peripheral ischemia.

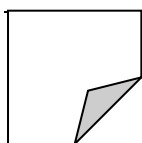
Vascular surgical intervention provides a significant reduction in the risk of serious complications in pre-diabetic patients with peripheral ischemia. Through procedures such as angioplasty, endarterectomy and revascularization, it is possible to reestablish adequate blood flow to the affected limbs, thus preventing the progression of lower limb ulcers and the occurrence of gangrene. Angioplasty, for example, demonstrates effectiveness in opening narrowed arteries, relieving obstruction and restoring blood flow. Furthermore, endarterectomy allows surgical removal of atherosclerotic plaques, reducing the risk of arterial occlusion and ischemic complications. Revascularization, by creating a new route for blood flow, bypasses obstructed areas, thus ensuring adequate perfusion of peripheral tissues. These procedures not only promote a better quality of life for patients by relieving symptoms such as pain at rest and intermittent claudication, but they also help prevent serious complications such as refractory ulcers and tissue necrosis. Therefore, vascular surgery emerges as a crucial therapeutic approach in reducing the risk of serious complications and promoting the well-being of pre-diabetic patients with peripheral ischemia.

Vascular surgical intervention provides a significant reduction in the risk of serious complications in pre-diabetic patients with peripheral ischemia. Through procedures such as angioplasty, endarterectomy and revascularization, it is possible to reestablish adequate blood flow to the affected limbs, thus preventing the progression of lower limb ulcers and the occurrence of gangrene. Angioplasty, for example, demonstrates effectiveness in opening narrowed arteries, relieving obstruction and restoring blood flow. Furthermore, endarterectomy allows surgical removal of atherosclerotic plaques, reducing the risk of arterial occlusion and ischemic complications. Revascularization, by creating a new route for blood flow, bypasses obstructed areas, thus ensuring adequate perfusion of peripheral tissues. These procedures not only promote a better quality of life for patients by relieving symptoms such as pain at rest and intermittent claudication, but they also help prevent serious complications such as refractory ulcers and tissue necrosis. Therefore, vascular surgery emerges as a crucial therapeutic approach in reducing the risk of serious complications and promoting the well-being of pre-diabetic patients with peripheral ischemia.

Vascular surgical procedures play a crucial role in improving blood circulation in prediabetic patients with peripheral ischemia. Angioplasty, for example, by opening narrowed arteries, promotes better perfusion of peripheral tissues, relieving ischemia and its associated symptoms. Additionally, endarterectomy removes atherosclerotic plaques from arteries, restoring blood flow and reducing the risk of vascular occlusion. Revascularization, in turn, by creating new routes for blood flow, bypasses obstructed areas, ensuring adequate tissue perfusion. These interventions not only improve peripheral blood circulation but also help prevent serious complications such as lower limb ulcers and gangrene, thus providing a better quality of life for patients.

Effective management of peripheral ischemia in pre-diabetic patients requires a multidisciplinary approach that takes into account several clinical and behavioral aspects. In addition to vascular surgical interventions, it is essential to adopt measures for adequate glycemic control and lifestyle modification. Regular medical follow-up also plays a crucial role in preventing recurrences and long-term complications. Furthermore, collaboration between different medical specialties, such as vascular surgery, endocrinology and cardiology, is essential to ensure a comprehensive and holistic approach to treating these patients. By adopting a multidisciplinary approach, it is possible to provide integrated and personalized care that meets the specific needs of each patient, thus optimizing clinical results and improving quality of life.

One of the challenges faced in the context of vascular surgery for prediabetic patients with peripheral ischemia is the adequate selection of candidates for surgical intervention. This is due to the complexity and variability of the clinical condition of these patients, who may present a wide range of comorbidities and additional risk factors. Therefore, it is essential to carefully consider several aspects, such as the extent of peripheral arterial disease, the presence of ischemic complications, the patient's functional capacity and their response to conservative treatment. Furthermore, preoperative evaluation must take into account the presence of other medical conditions that may influence the outcome of surgery, such as heart disease, renal failure, and



peripheral neuropathy. Therefore, an individualized and multidisciplinary approach is necessary to ensure that only the most suitable patients undergo surgical intervention, thus maximizing benefits and minimizing risks.

After vascular surgery, post-operative follow-up plays a crucial role in monitoring the patient's recovery and preventing long-term complications. During this period, it is important to carry out regular assessments to early detect any signs of recurrence of peripheral ischemia or complications related to the surgical procedure. Furthermore, monitoring allows the optimization of the management of modifiable risk factors, such as glycemic control, blood pressure and healthy lifestyle habits. Patient education about warning signs of complications and the importance of adherence to treatment are also fundamental aspects of postoperative follow-up. By providing continuous, integrated care, it is possible to ensure adequate recovery and improve long-term outcomes for prediabetic patients with peripheral ischemia undergoing vascular surgery.

Despite advances in the field of vascular surgery for prediabetic patients with peripheral ischemia, there is still a significant gap in knowledge that needs to be filled through additional research. It is essential to further investigate the mechanisms underlying the relationship between prediabetes and peripheral ischemia in order to develop more effective and targeted therapeutic strategies. Furthermore, long-term longitudinal studies are needed to evaluate the long-term impact of vascular surgical interventions on disease progression and patients' quality of life. The improvement of surgical techniques, the development of new therapeutic approaches and the identification of predictive biomarkers also represent promising areas for future investigations. Therefore, more clinical and experimental studies are needed to provide solid and grounded evidence that can guide clinical practices and improve outcomes for prediabetic patients with peripheral ischemia.

#### **IV. Conclusion:**

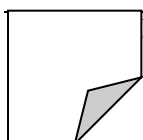
After a detailed analysis of the therapeutic possibilities of vascular surgery in the treatment of prediabetic patients with peripheral ischemia, it is possible to conclude that these interventions play a crucial role in improving ischemic symptoms and reducing the risk of serious complications. Studies have shown that procedures such as angioplasty, endarterectomy and revascularization are effective in restoring adequate blood flow to affected limbs, relieving ischemic pain at rest and promoting healing of lower limb ulcers. Furthermore, vascular surgery has been associated with a significant reduction in the risk of amputations and other serious complications, thus providing a better quality of life for patients.

Another relevant point is the importance of a multidisciplinary approach in the management of these patients, which includes not only surgical interventions, but also adequate glycemic control, lifestyle modification and regular medical monitoring. Studies have highlighted the need for close collaboration between different medical specialties, such as vascular surgery, endocrinology and cardiology, to ensure comprehensive and holistic care. Furthermore, post-operative follow-up plays a crucial role in monitoring the patient's recovery and preventing long-term complications, highlighting the importance of a continuous and integrated approach.

However, despite the advances made, there are still significant gaps in knowledge that need to be addressed through additional research. It is essential to further investigate the mechanisms underlying the relationship between prediabetes and peripheral ischemia, as well as evaluate the long-term impact of vascular surgical interventions on disease progression and patients' quality of life. The development of new surgical techniques, therapeutic strategies and predictive biomarkers also represent promising areas for future investigation. In summary, vascular surgery offers promising therapeutic possibilities for pre-diabetic patients with peripheral ischemia, but more studies are still needed to optimize results and improve care for these patients.

#### **Bibliographic References:**

- [1] Onur-Beyaz M, Demir İ, Ozer-Ulukan M. Comparison Of Atherectomy, Drug-Eluting Balloon, And Combined Treatment Efficiency By Near Infrared Spectroscopy. Comparison Of Atherectomy, Drug-Releasing Balloon And Combined Treatment By Near-Near Infrared Spectroscopy. *Cir Cir* . 2021;89(3):342-346. Doi:10.24875/Ciru.20000353
- [2] Oliveira Ts, Smirnow I, Santee Km, Miglino Ma, Barreto Rdsn. Decellularized Vascular Scaffolds Derived From Bovine Placenta Blood Vessels. Decellularized Vascular Scaffolds From Bovine Placental Blood Vessels. *Arq Bras Cardiol* . 2023;120(6):E20220816. Published 2023 Jun 9. Doi:10.36660/Abc.20220816
- [3] Góes Amo, Parreira Jg, Kleinsorge Ghd, Et Al. Brazilian Guidelines On Diagnosis And Management Of Traumatic Vascular Injuries. *J Vasc Bras* . 2023;22:E20230042. Published 2023 Oct 30. Doi:10.1590/1677-5449.202300422
- [4] Góes Junior Amo, Simões Neto Jfa, Abib Scv, De-Andrade Mc, Ferraz Tc. Vascular Trauma In The Amazon: Updating The Challenge. *Vascular Trauma In The Amazon: Updating The Challenge. Rev Col Bras Cir* . 2018;45(4):E1844. Published 2018 Oct 4. Doi:10.1590/0100-6991e-20181844
- [5] Martins A, Gonçalves Á, Passos P, Et Al. Splenic Artery Pseudoaneurysm. *J Gastrointest Surg* . 2018;22(7):1297-1298. Doi:10.1007/S11605-017-3643-3
- [6] Diesel Cv, Guimarães Mr, Menegotto Sm, Et Al. Strategy To Avoid Vascular Injuries In Revision Total Hip Arthroplasty With Intrapelvic Implants. *Bone Jt Open* . 2022;3(11):859-866. Doi:10.1302/2633-1462.311.Bjo-2021-0188.R1
- [7] Magro P, Sousa-Uva M. Left Main Stenosis: Can A Consensus Be Reached?. *Rev Port Cardiol (Engl Ed)* . 2021;40(8):619-622. Doi:10.1016/J.Repce.2021.07.032
- [8] Machado L, Mansilha A. Tracheo-Innominate Artery Fistula. *Eur J Vasc Endovasc Surg* . 2016;52(6):822. Doi:10.1016/J.Ejvs.2016.10.005



- [9] Augusto R, Passos Silva M, Campos J, Et Al. Arterial Vascular Complications In Peripheral Venoarterial Extracorporeal Membrane Oxygenation Support. *Rev Port Cir Cardiorac Vasc* . 2019;26(1):45-50.
- [10] Sá Pinto P, Machado R, Pereira Ms, Et Al. Iatrogenic Vascular Injuries. *Acta Med Port* . 2000;13(1-2):39-42.
- [11] Castro-Ferreira R, Quelhas Mj, Freitas A, Et Al. Vascular Training Does Matter In The Outcomes Of Saphenous High Ligation And Stripping. *J Vasc Surg Venous Lymphatic Disord* . 2019;7(5):732-738. Doi:10.1016/J.Jvsv.2019.01.060
- [12] Gomes Wj, Gomes En, Hossne Na Jr. Unfolding Type B Aortic Dissection Controversies - Piecing Together The Evidence. *Unraveling The Controversies Of Type B Aortic Dissection – Interpreting The Evidence. Arq Bras Cardiol* . 2023;120(8):E20230550. Published 2023 Nov 10. Doi:10.36660/Abc.20230550
- [13] Silva Fcs, Cerqueira Mmbdf, Ruivo Bbc, Von Rautenfeld M. Women In Vascular Surgery: A Brief Analysis Of The Brazilian Profile. *J Vasc Bras* . 2018;17(2):128-135. Doi:10.1590/1677-5449.011317
- [14] Mansilha A, Sousa J. Pathophysiological Mechanisms Of Chronic Venous Disease And Implications For Venoactive Drug Therapy. *Int J Mol Sci* . 2018;19(6):1669. Published 2018 Jun 5. Doi:10.3390/Ijms19061669
- [15] Faria-Costa G, Leite-Moreira A, Henriques-Coelho T. Cardiovascular Effects Of The Angiotensin Type 2 Receptor. *Rev Portcardiol* . 2014;33(7-8):439-449. Doi:10.1016/J.Repc.2014.02.011

