

A Study on Medical Management in End Stage Renal Disease In Patient on Haemodialysis

*Likitha Nanga ¹, Geena Gimson ¹, G.Veeramani ¹, Dr .K.Baburaj ².

¹Department Of Pharmacy, Annamalai University, Annamalai Nagar, Tamilnadu, India.

²Department Of Medicine At Raja Muthiah Medical College & Hospital,
Annamalai University, Annamalai Nagar, Tamilnadu, India.

Corresponding Author:Likitha Nanga

Abstract: End –stage renal disease (ESRD) is the final stage of chronic kidney disease in which the kidney no longer function well enough to meet the needs of daily life. Based on this, a Prospective Observational study was performed in Department of Medicine, at RMMCH, Annamalai University, TamilNadu, period of study 6 months; Between November 2016 and April 2017. Totally 54 patients were enrolled based on the inclusion and exclusion criteria. The patients were counseled about their disease and lifestyle modification. The objective of the study is to find out the socio-demographic characteristics of ESRD patients, to observe the variation in blood pressure before and after hemodialysis, anemic condition in hemodialysis patient and to study the drug use pattern in ESRD patients at RMMCH. In our study we observed that males are majorly affected with ESRD and the patients of age group of 30-40 years are mostly affected than other age group. The working status of the patients enrolled in our study was mostly daily wagers and farmers. In male the risk factor of alcohol consumption is mostly noticed. By observing both pre and post dialysis data we could be noticed that there is an increase in blood pressure after dialysis, but in few patients we also observed that decrease in BP after dialysis. In our study the mean of the haemoglobin level is low as compared with the target range recommended by the KDOQI guidelines and they are treated with injection iron sucrose and erythropoietin to increase the Hgb level. Blood transfusions are given only to the patients with very poor haemoglobin level. Among all the antihypertensive drugs prescribed amlodipine (calcium channel blocker) was majorly prescribed drug, followed by (cardioselective beta blocker). Combination of diuretic and calcium channel blockers was commonly prescribed in DM with HT patients. From our study we conclude that monotherapy is preferred for the haemodialysis patients on long term use of antihypertensive drugs for the better control of blood pressure.

KeyWords: Hemodialysis, End stage renal disease (ESRD), Antihypertensive, hemoglobin(Hgb), kidney disease outcomes quality initiative (KDOQI) guidelines.

Date of Submission: 04-07-2018

Date of acceptance: 23-07-2018

I. Introduction

End –stage kidney disease (ESRD) is the final stage of chronic kidney disease in which the kidney no longer function well enough to meet the needs of daily life. ESRD is most commonly caused by diabetes and hypertension. other causes are like glomerulonephritis , polycystic kidney disease , interstitial nephritis etc., the treatment for ESRD are dialysis or kidney transplantation , in some cases lifestyle changes and drug treatment may help. Hemodialysis is a process that uses a dialyzer to remove wastes such as urea, from the blood, restore the proper balance of electrolytes in the body, and eliminate extra fluid from the body. The objective of our study is to observe the variation in blood pressure before and after hemodialysis, to study the drug use pattern, to observe the anemic condition and socio-demographic characteristics of ESRD patients admitted in RMMCH.

II. Materials And Methods

This study was conducted in ward of medicine, Rajah Muthiah medical college hospital, Annamalai Nagar, TamilNadu, which is 1260 bedded multi-specialty tertiary care teaching hospital from the period of 2016 to 2017. Required data collected from patient case sheet and recorded in a specially designed proforma and the study was ethically approved.

Inclusion Criteria:

- Patient who are on regular hemodialysis.
- Patient's age group above 30 years.
- Patients with CKD associated with HT
- Patient who were admitted in hemodialysis unit at RMMCH.

Exclusion Criteria:

- Patient with Co-morbidity
- Patient who are not willing to participate

III. Results

TABLE NO.:1 Demographic data of ESRD patients

Characteristics		No. of Patients	Percentage
SEX	Male	37	68.6
	Female	17	31.4
AGE	30-40	25	46.3
	41-50	11	20.4
	51-60	10	18.5
	61-70	4	7.4
	70<	4	7.4
OCCUPATION	Daily wages/Farmers	23	42.4
	Employed	13	24.3
	Home maker	11	20.3
	Unemployed	7	13
PERSONAL HABITS	Alcoholic	22	40.7
	Alcoholic+ Smoker	6	11.1
	Alcoholic+ smoker+ Tobacco	4	7.4
	Tobacco	3	5.5

In our study we observed that out of 54 patients, males are affected more (69%) than females (31%), majority of patients (46.2%) belongs to the age group of 30-40 years and majority of patients (42.4%) were daily wages/farmers.

Out of 54 patients enrolled in the study, most of the males (59.2%) were chronic alcohol consumers, which is one of the major risk factors of CKD. Patients who are having no past history of any of above personal habits the causes may be diabetes or drug.

TABLE NO.2: HEMOGLOBIN LEVELS IN HEMODIALYSIS PATIENTS

The haemoglobin levels were observed in haemodialysis patients. Among 54 patients, majority of patients (38.8%) having their Hgb level in between 5.1-7.0 gm/dl, followed by 27.7% of patients Hgb level was in between 7.1-9.0 gm/dl. The mean and SD of Hgb is 6.80±1.86. The patients having Hgb below 10gm/dl were treated with erythropoietin and iron sucrose intravenously.

HEMOGLOBIN LEVEL in gm/dl	NO.OF PATIENTS	PERCENTAGE
1 – 3	0	0
3.1 – 5	11	20.3%
5.1 – 7	21	38.8%
7.1 – 9	15	27.7%
9.1 – 11	5	9.2%
11.1 – 13	2	3.7%

TABLE NO.3: VARIATION IN BLOOD PRESSURE IN PRE AND POST DIALYSIS PATIENTS

By observing both pre and post dialysis data of total 54 patients, we could be noticed that there is an increase in blood pressure for majority of patients after dialysis, but in few patients (22%) we also observed there is decrease in blood pressure after dialysis.

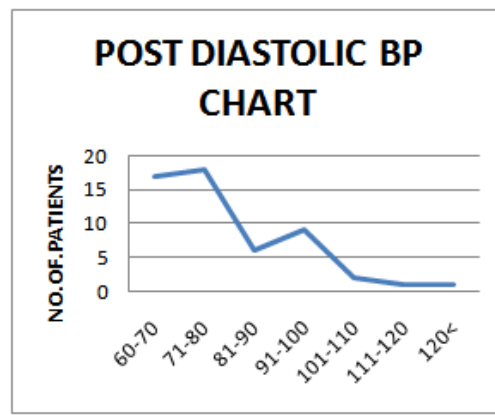
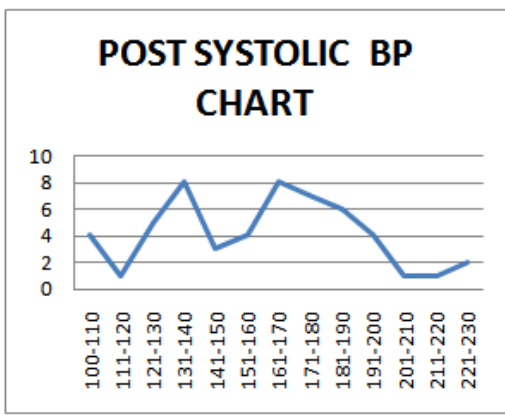
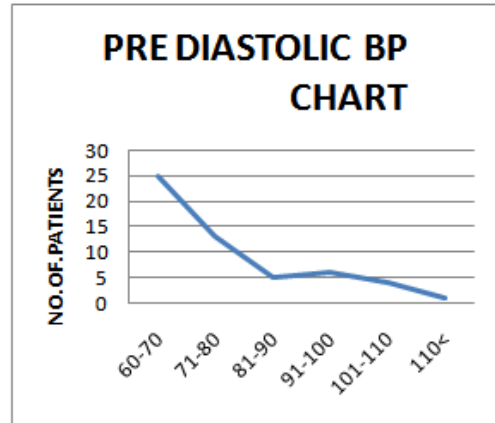
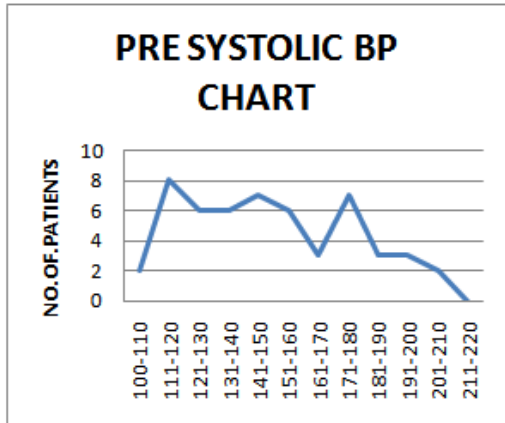
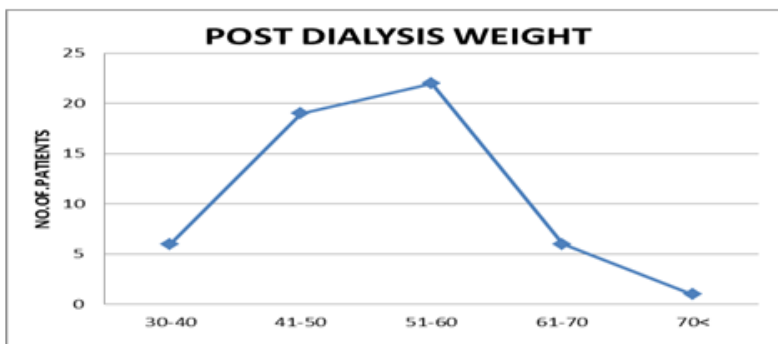
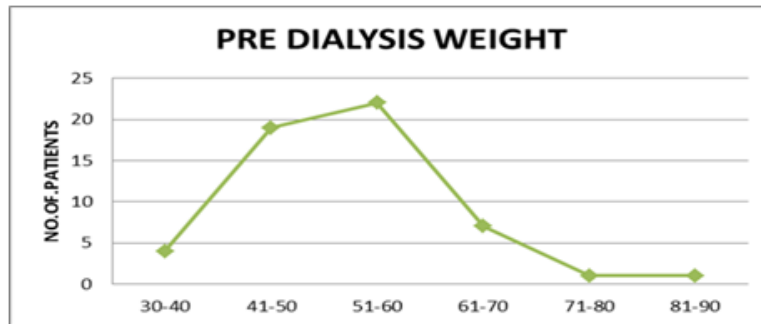


TABLE NO.4: PRE AND POST WEIGHT OF THE PATIENT DURING HAEMODIALYSIS



Among the 54 patients the mean and standard deviation of pre and post dialysis weights of the patients were 53.08 ± 8.75 and 50.82 ± 10.69 respectively. Therefore weight of the patient is decreased after dialysis is observed.

TABLE NO.5: Prescribing Pattern Of Various Classes Of Anti-Hypertensive Drugs

CATEGORY	GENERIC NAME	BRAND NAME	DOSE	NO.OF PATIENTS TAKEN
Calcium channel blockers	1.Amlodipine	Amlong	10mg	31
	2.Nifedipine	Nicardia, depin, calcigard	10mg	14
	3.cilnidipine	Cilacar	10mg	1
Beta adrenergic blockers	1.Atenolol	Aten, aldomet,	25mg	19
	2.Metoprolol	Metzok, prolomet xl	2.5mg	6
Alpha adrenergic blockers	1.Prazosin	Prasopress, minipress	5mg	6
Central sympatholytic	1.Clonidine	Clonidine	0.25mg	3
	2.Moxonidine	Moxocard	0.3mg	1
	3.Methyldopa	Medopa	250mg	1
Angiotensin blockers	1.Losartan	Losartan	50mg	1
	2.Telmisartan	Telsan	20mg	1
α and β blockers	1.Carvedilol	Cardivas	3.125mg	1
Diuretics	1.Torsemide	Dytor	2.5mg	3

These are the various categories of anti-hypertensive drugs that are prescribed to ESRD patients on hemodialysis. Among which amlodipine was the majorly (57.4%) prescribed drug followed by atenolol (35%).

TABLE NO.6: Drugs Other Than Anti-Hypertensive Agents Prescribed To Esrd Patients

	GENERIC NAME	BRAND NAME	CATEGORY	DOSE
1.	Furosemide	Lasix	Diuretics	40mg
2.	Omeprazole	Omez	Proton pump inhibitor	20mg
3.	Sodium bicarbonate	nodosis, sodamint	antidiarrheal	500mg
4.	thiethylperazine	Torpren	Antiemetic	10mg
5.	mecobalamin	Nurokind	antianemic	500mg
6.	Folic acid	folate, rudimin	Dietary supplement	5mg
7.	Domperidone	domstal	Antiemetic	10 mg
8.	Acenocoumarol	Acitrom	Anticoagulant	2mg
9.	Cetirizine dihydrochloride	Antrin	antihistamine	10mg
10.	Calcitriol	active-D, auxitrol, rocaltrol	Vitamin D3 receptor	0.25mg
11.	Dicloxacillin	Diflor	Antibiotic	125mg
12.	Calcium carbonate+vitamin D3	maxical, coxcal	Vitamin supplement	600mg
13.	Ranitidine	Rantac	H2receptor antagonist	150mg
14.	levothyroxine	Thyroxine	Thyroid hormone receptor	50mg
15.	Acetaminophen+tramadol	Ultracet	Nsaid's	325mg+37.5mg
16.	Clopidogrel	Clopilet	Antiplatelet	75mg
17.	Aspirin	Ecosprin	Nsaid's	75mg
18.	Isosorbidedinitrate	ISDN	antianginals	5mg
19.	Atorvastatin	Atorvas	Hypolipidemic drug	50mg
20.	Clarithromycin	Claribid	Antibiotic	250mg
21.	ketoconazole	ketoadol	Antifungal	200mg
22.	pantoprazole	Pantop	PPI'S	40mg

In our study we also observed that these are the various classes of drugs other than anti-hypertensive agents prescribed to the ESRD patients.

TABLE NO.7: Drugs Given During Hemodialysis

S.NO	GENERIC NAME	CATEGORY	ROUTE OF ADMINISTRATION	DOSE
1.	Heparin	Anticoagulants	IV	10,000u
2.	Erythropoietin	Haematopoietic agent	IV	4000u
3.	Pheniramine maleate	Anti-allergic drug	IV	1amp
4.	Levofloxacin		Oral	500mg
5.	Paracetamol	Antipyretic	Oral,IM	500mg,2ml

6.	Ondansetron	Antiemetic	IV	4mg
7.	Pantoprazole	Proton pump inhibitor	IV	40mg
8.	Dextrose	Parenteral nutrition	IV	100ml
9.	Iron sucrose	Elemental iron	IV	5ml
10.	Amlodipine	Calcium channel blocker	IV	2.5mg,5mg, 10mg
11.	Nifedipine	Calcium channel blocker	IV	5mg

Generally heparin (anticoagulant) is given to all the patients during hemodialysis and drugs other than heparin are prescribed according to the individual patient's symptoms.

TABLE NO.8: Comparison Of Anti-Hypertensive Therapy Regime

REGIMEN	NO.OF.PRESCRIPTION	PERCENTAGE
MONOTHERAPY	28	51.8%
DUALTHERAPY	21	39%
POLYTHERAPY	05	9.2%

Out of 54 patients enrolled in the study, 52% of patients were on monotherapy, 39% were on dualtherapy and 9% were on polytherapy. In our study we observed that monotherapy was higher when compared to dual and polytherapy, but some of the literatures reported that the combination therapy with fixed initial doses are used to control the adequate blood pressure levels.

TABLE NO.9: Anti-Hypertensive Agents Used As Monotherapy

DRUG NAME	NO.OF.PRESCRIPTION	PERCENTAGE
Amlodipine	13	47%
Nifedipine	09	32%
Atenolol	06	21%
Total	28	

In our study 28 out of 54 patients were treated with single anti-hypertensive agent. Among these 28 prescriptions Amlodipine (47%) was the majorly prescribed anti-hypertensive agent, followed by Nifedipine (32%) and Atenolol (21%).

TABLE NO. 10: Anti-Hypertensive Agents Used As Dual Therapy

DRUG NAME	NO.OF.PRESCRIPTION	PERCENTAGE
Amlodipine+Atenolol	06	29%
Metoprolol+Nifedipine	02	9.5%
Amlodipine+Metoprolol	03	14.2%
Amlodipine+Clonidine	02	9.5%
Amlodipine +Prazosin	03	14.2%
Nifedipine +Prazosin	02	9.5%
Atenolol +cilnidipine	01	4.7%
Amlodipine+methyl dopa	01	4.7%
Atenolol+telmisartan	01	4.7%
Total	21	

In our study 21 out of 54 patients were treated with combinations of two anti-hypertensive agents. Among these 21 prescriptions Amlodipine+Atenolol was the majorly prescribed combination of anti-hypertensive agent, followed by Amlodipine+Metoprolol (14.2%) and Amlodipine +Prazosin (14.2%) equally.

TABLE NO.11: Anti-Hypertensive Agents Used As Polytherapy

DRUG NAME	NO.OF.PRESCRIPTION	PERCENTAGE
Atenolol+Amlodipine+Prazosin	02	40%
Prazosin+Metoprolol+Nifedipine	01	20%
Amlodipine+atenolol+prazosin+losartan	01	20%
Prazosin+moxodine+metoprolol	01	20%
Total	05	100%

In our study 5 out of 54 patients were treated with anti-hypertensive agents under poly therapy. In the presence study we observed that the maximum three drugs were used under polytherapy. Among these Atenolol+Amlodipine+Prazosin (40%) was the majorly used combinations.

IV. Conclusion

The motive of our study is to observe the drug use pattern of ESRD patients on hemodialysis. Among all the antihypertensive drugs prescribed amlodipine (calcium channel blocker) was majorly prescribed drug, followed by (cardioselective beta blocker). Combination of diuretic and calcium channel blockers was commonly prescribed in DM with HT patients.

From our study, men are majorly affected with ESRD and the patients of age group of 30-40 years are mostly affected than other age group.

The working status of the patients enrolled in our study was mostly daily wagers and farmers. In males the risk factor of alcohol consumption is mostly noticed and other reasons for CKD may be diabetic nephropathy or drug induced cause. By observing both pre and post dialysis data we could be noticed that there is an increase in blood pressure after dialysis, but in few patients we also observed that decrease in BP after dialysis. In our study the mean of the haemoglobin level is low as compared with the target range recommended by the KDOQI guidelines and they are treated with injection iron sucrose and erythropoietin to increase the Hgb level. Blood transfusions are given only to the patients with very poor haemoglobin level. From our study we conclude that monotherapy is preferred for the hemodialysis patients on long term use of antihypertensive drugs for the better control of blood pressure.

Reference

- [1]. M.SalmanSingapuri, MD,and Janice P. Lea,MD, MSc;Management of Hypertension in the End-Stage Renal Disease Patient. (Vol.17,No.2 February2010 JCOM) .B
- [2]. Hermann Haller; Department of Nephrology Hannover Medical School, Davenport et al. *Kidney International* 2008; 73: 759-754.
- [3]. Chronic Kidney Disease in India - Magnitude and Issues Involved
- [4]. Dr. SK Agarwal Professor and Head Department of Nephrology AIIMS, New Delhi-29.
- [5]. Antihypertensive Agents in Hemodialysis Patients: A Current Perspective
- [6]. Julia K. Inrig University of Texas Southwestern Medical Center at Dallas, Dallas, Texas,NIH Public Access; PMC 2011 March 21.
- [7]. Hypertension in hemodialysis patients treated with atenolol or lisinopril: a randomized controlled trial ,RajivAgarwal, Arjun D. Sinha, Maria K. Pappas, Terri N. Abraham and Getachew G. Tegegne, Department of Medicine, Indiana University School of Medicine and Richard L. Roudebush Veterans AdministrationMedicalCenter, Indianapolis, IN, USA, 2014.
- [8]. Alison Shepherd is tutor in nursing, department of primary care and child health, Florence Nightingale School of Nursing and Midwifery, King's College London; Assessing hydration status and measuring fluid balance can ensure optimal hydration,2011
- [9]. Robert Ekart, SebastjanBevc and Radovan Hojs (2011). Blood Pressure and Hemodialysis, Special Problems in Hemodialysis Patients, Prof. Maria GorettiPenido (Ed.), ISBN: 978-953-307-396-5,
- [10]. Clinical pharmacy activities in chronic kidney disease and end-stage renal disease patients: a systematic literature review ;GunarStemer and Rosa Lemmens-Gruber1;BMC Nephrol. 2011; 12: 35.
- [11]. Chronic Kidney Disease Treatment & Management ;Updated: Jul 24, 2016
Author: Pradeep Arora, MD; Chief Editor: Vecihi Batuman, MD, FASN .
- [12]. Prevalence, treatment, and control of hypertension in chronic hemodialysis patients in the United States ;Rajiv Agarwal, MDa, , Allen R Nissenson, MDb, Daniel Battle, MDc, Daniel W Coyne, MDd, J.Richard Trout, PhDe, David G Warnock, MD,The American Journal of Medicine Volume 115, Issue 4, September 2003, Pages 291–297.
- [13]. Studies on treatment of renal anemia in patients on chronic hemodialysis by Bergur V. Stefánsson ,From the Department of Molecular and Clinical Medicine – Nephrology, Institute of Medicine, The Sahlgrenska Academy at University of Gothenburg, Gothenburg, Sweden.
- [14]. Red Blood Cell Transfusion Risks in Patients with End-Stage Renal Disease Yvette C. Tanhehco1 and Jeffrey S. Berns2
1Department of Pathology, Division of Laboratory Medicine, University of Pennsylvania, Philadelphia, Pennsylvania
2Department of Medicine, Renal, Electrolyte, and Hypertension Division, Perelman School of Medicine, University of Pennsylvania, Philadelphia, Pennsylvania;Published in final edited form as: *Semin Dial* . 2012 ; 25(5): 539–544. doi:10.1111/j.1525-139X.2012.01089.x.NIH-PA
- [15]. The Richard bright renal unit; introduction to the care of patients on haemodialysis.
- [16]. Which dialysis unit blood pressure is the most accurate for predicting home blood pressure in patients undergoing hemodialysis? ;In-Cheol Yoon, Hye-Min Choi, and Dong-Jin Oh ;The Korean Journal of Internal Medicine Vol. 32, No. 1, January 2017.
- [17]. R Stuart C Rodger, consultant nephrologist and associate medical director, NHS Greater Glasgow & Clyde; honorary clinical senior lecturer, University of Glasgow;Approach to the management of endstage renal disease; *Clinical Medicine* 2012, Vol 12, No 5: 472–5.
- [18]. KDIGO 2012 Clinical Practice Guideline for the Evaluation and Management of Chronic Kidney Disease;vol 3|issue 1|january (1) 2013.
- [19]. KDIGO Clinical Practice Guideline for Anemia in Chronic Kidney Disease;vol 2|issue 4|august (2) 2012.
- [20]. Vital Signs Variation in Pre and Post Haemodialysis Session among Chronic Renal Failure Patients Aravind Kumar. R1*, Anbuselvan. V2, Ramaprabha. P3;Scholars Journal of Applied Medical Sciences (SJAMS) Sch. J. App. Med. Sci., 2014; 2(4A):1182-1185.
- [21]. Left ventricular mass behaviour in hemodialysis patients during 17 years;Loren GiagioCavalcante 1 Ricardo de Souza Cavalcante 1 Ana Claudia Kochi 1 KatashiOkoshi 1 Silméia Garcia ZanatiBasan 1 João Carlos Hueb 1 Rosana dos Santos e Silva Martin 1 RogérioCarvalho de Oliveira 1 Vanessa BurgungiBanin 1 Pasqual Barretti 1 Roberto Jorge da Silva Franco 1 Luis Cuadrado Martin 1;2015
- [22]. Clinical pharmacy and therapeutic; by roger walker and catewhittlesea; fifth edition,2012.
- [23]. Management of Blood Pressure in Hemodialysis Patients., Kailash Jindal (Workgroup Chair), Christopher T. Chan, Clement Deziel, David Hirsch, Steven D. Soroka, Marcello Tonelli, and Bruce F. Culleton (CPG Chair)2006.

IOSR Journal of Pharmacy and Biological Sciences (IOSR-JPBS) is UGC approved Journal with Sl. No. 5012, Journal no. 49063.

*Likitha Nanga. "A Study on Medical Management In End Stage Renal Disease In Patient on Haemodialysis." *IOSR Journal of Pharmacy and Biological Sciences (IOSR-JPBS)* 13.4 (2018): 11-16.